




Current and future demand

Recognised Seasonal Employer (RSE) Scheme

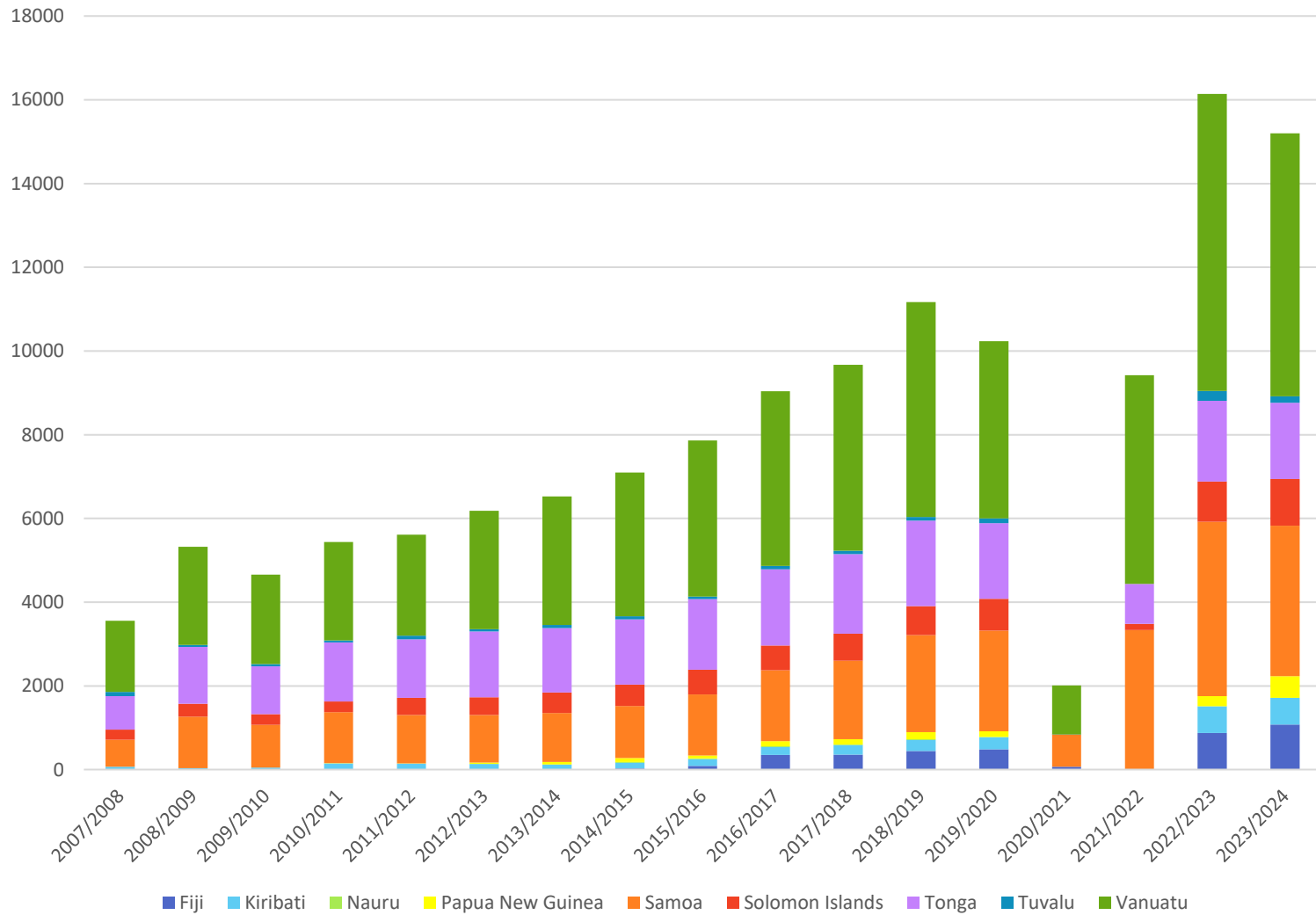
Sep 2022



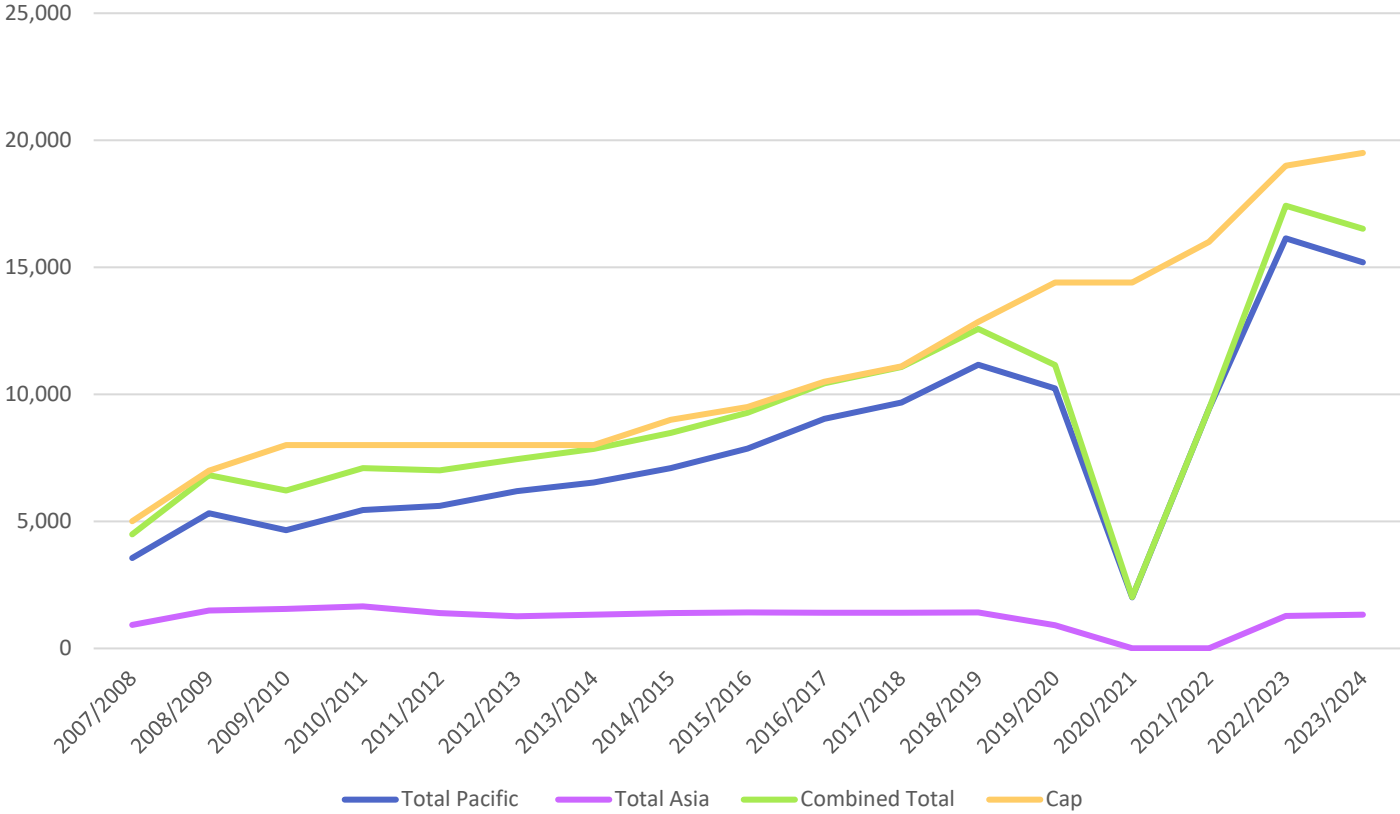
RSE arrival data

Country	2007/2008	2008/2009	2009/2010	2010/2011	2018/2019	2019/2020	2020/2021	2021/2022	2022/2023	2023/2024
Fiji					444	487	70	1	879	1,075
Kiribati	69	38	48	149	263	289	-	-	633	640
Nauru					19	5	-	-	-	-
Papua New Guinea				6	172	134	-	-	248	522
Samoa	647	1,228	1,021	1,219	2,315	2,409	775	3,334	4,160	3,594
Solomon Islands	238	311	256	252	696	756	-	148	960	1,115
Tonga	805	1,355	1,142	1,411	2,037	1,807	-	957	1,930	1,817
Tuvalu	99	49	54	51	92	115	1	-	234	155
Vanuatu	1,698	2,342	2,137	2,352	5,130	4,237	1,166	4,983	7,100	6,281
Total Pacific	3,556	5,323	4,658	5,440	11,168	10,239	2,012	9,423	16,144	15,199
India	41	77	25	40	35	35	-	-	35	34
Indonesia	249	271	271	304	326	263	-	-	272	292
Malaysia	364	374	406	375	335	120	-	-	241	281
Philippines	80	76	75	74	66	67	-	-	62	63
Taiwan		12	54	31	23	10	6	-	9	10
Thailand	195	684	727	827	628	418	-	-	661	644
Total Asia	929	1,494	1,558	1,651	1,413	913	6	-	1,280	1,324
Combined Total	4,485	6,817	6,216	7,091	12,581	11,152	2,018	9,423	17,424	16,523

Pacific RSE worker arrival data



What does the future look like?



RSE Worker Training Programme – ‘Vakameasina’



RSE Worker Training Programme – Phase III

Phase III will focus on:

- Increasing the number of RSE workers who can participate in courses
- Pilots for new courses that respond to Pacific priorities
- A pilot on formal recognition of learning.

