


Capturing Trade in Services data for quantitative analysis



Apia, Samoa

May 2023


Why are statistics on international trade in services needed?



Balance of Payments
National accounts



Government
decision-making

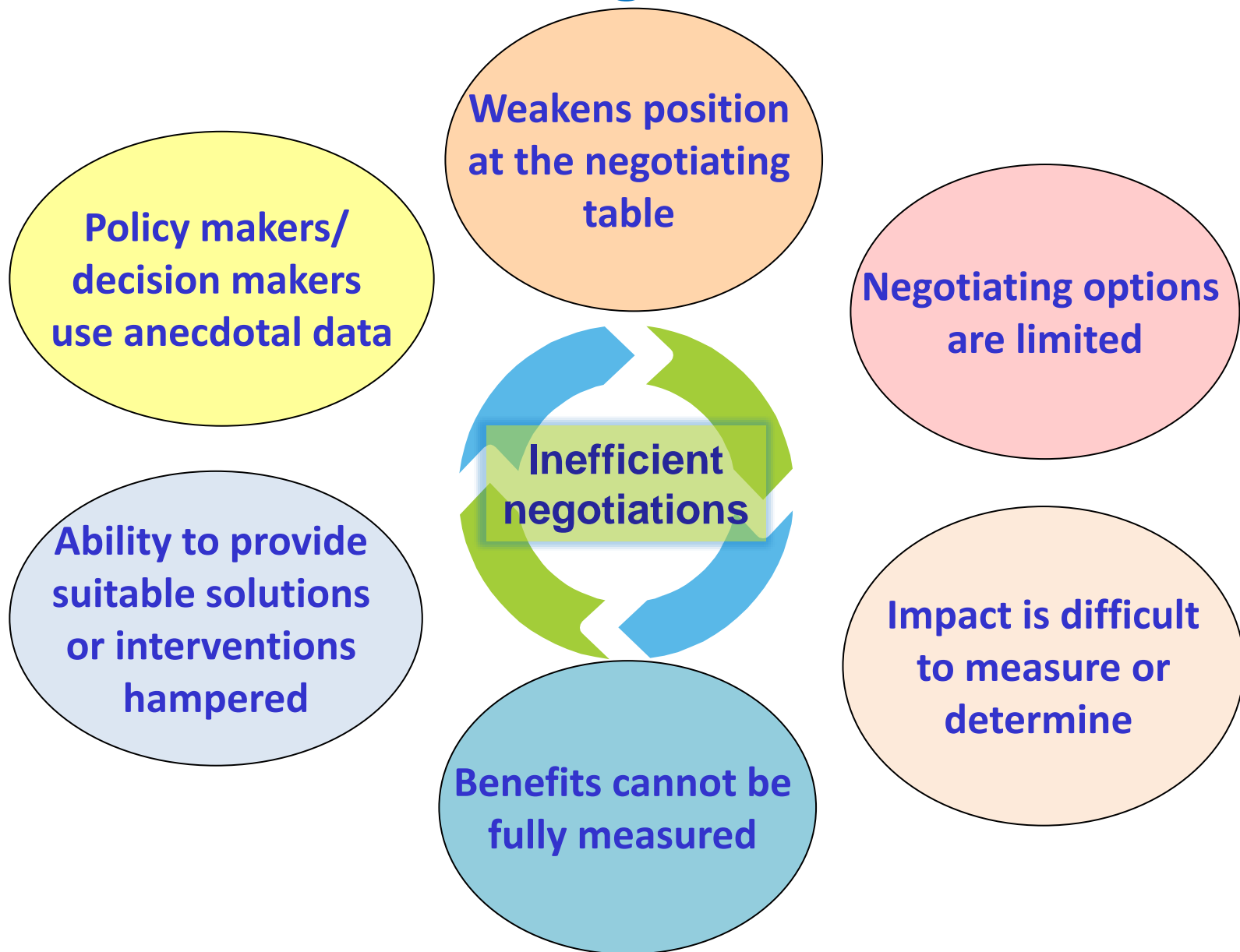


Private sector



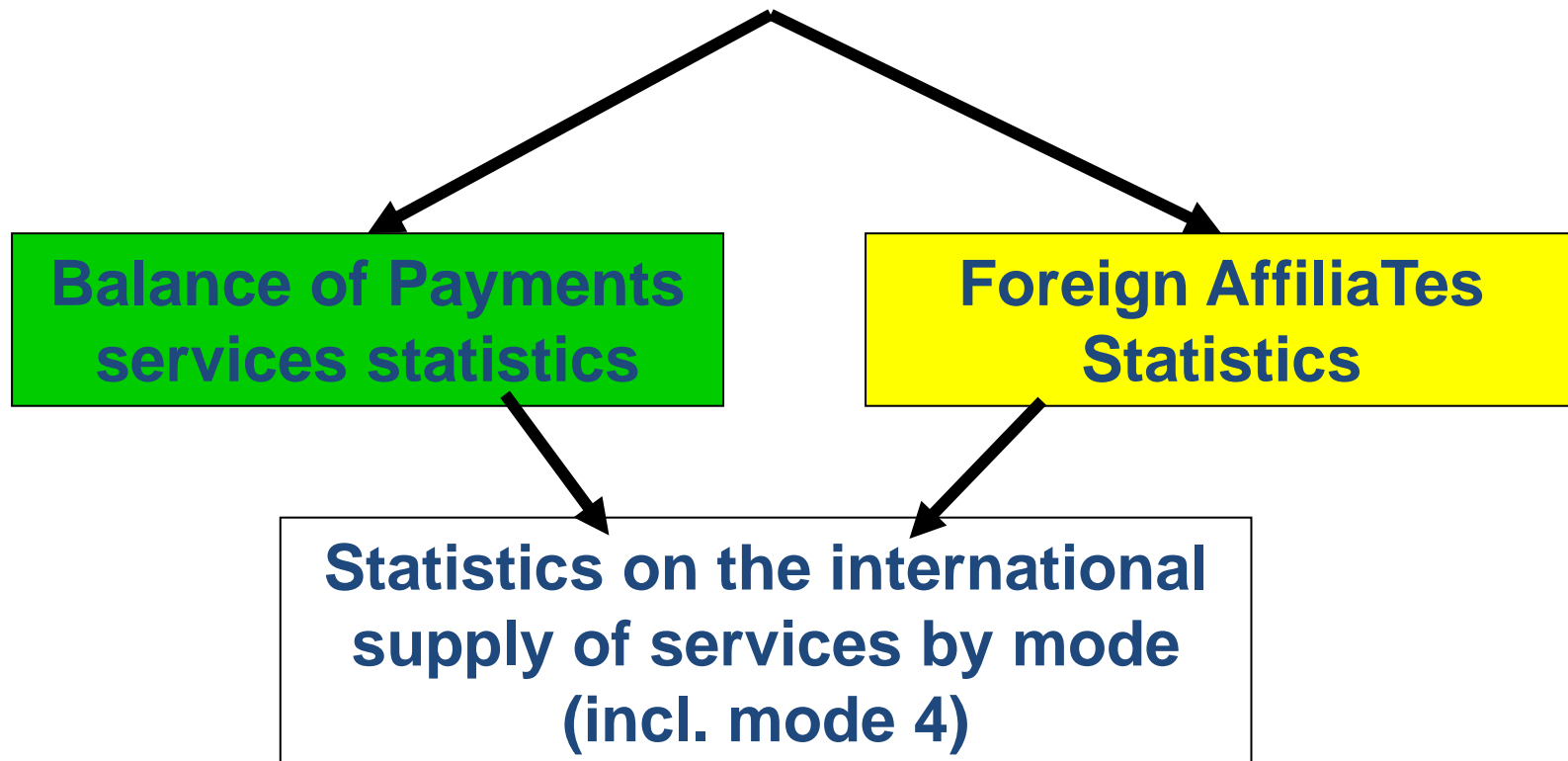
Academia

Constraints of Incomplete/Limited Data in Negotiations



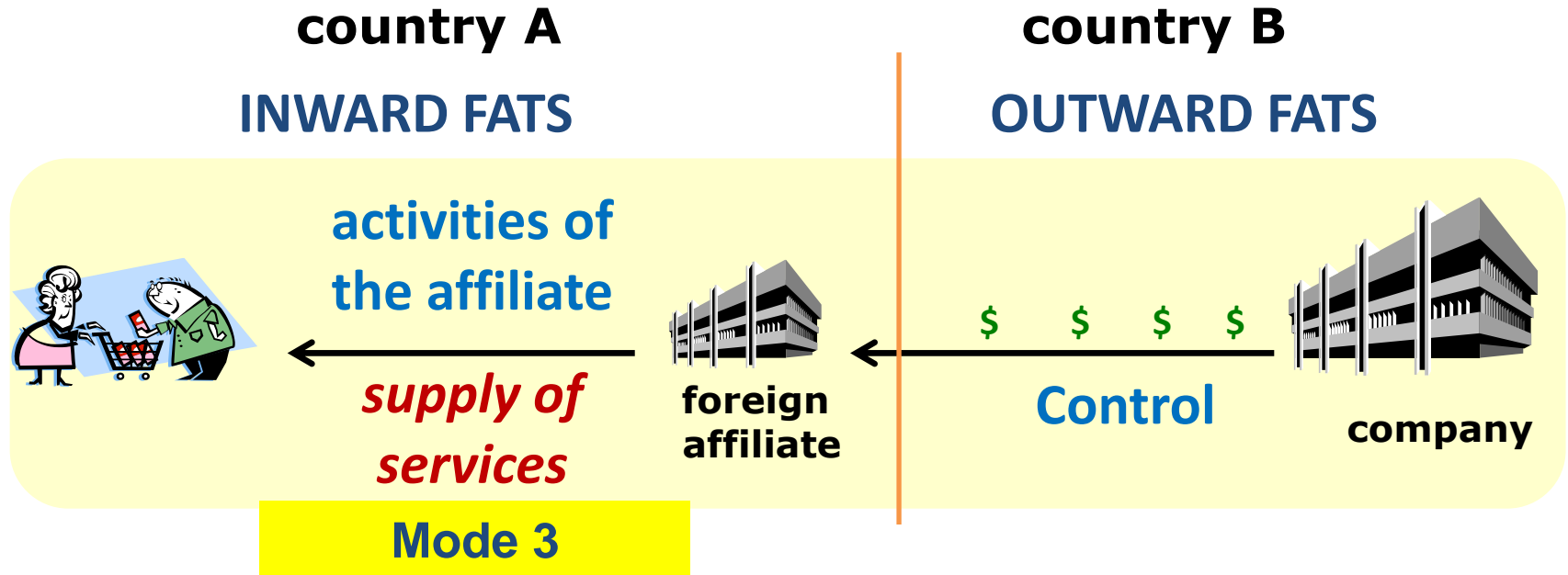
The Manual on Statistics of International Trade in Services (MSITS 2010)

Guidelines and recommendations on the measurement of trade in services



FATS – what they are

Summary of the statistical framework



Foreign direct investment statistics (FDI)

=> (international) financial transactions / positions

FATS

=> indicators of the activity of the foreign controlled enterprises

GATS Modes of Supply and Statistical Domains: The simplified approach

Mode 1

Mode 2

Mode 4

**Balance of Payments
Services Statistics**

**Mode 4: Remittances and
compensation of employees
are not measures of mode 4 trade**

Mode 3

**Foreign AffiliaTes Statistics
(FATS)**

Where can I find TIS statistics (BoP basis)

...at national level?

Published by

national Central Banks and/or

national statistical offices

On annual basis and many
countries

on a quarterly basis


and on the web!

(but with limited details)

...at international level

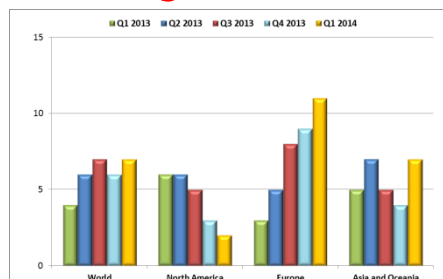
“Geneva based” TIS Datasets

UNCTAD-WTO joint work since January 2012



1980-2022

ANNUAL



2006-2022 QUARTERLY

**In cooperation
with ITC
(joint work starting 2014)**

**Based on Eurostat, OECD, IMF, UN Servicetrade data
+ national data, estimates**

Geneva based TIS datasets most complete and up-to-date

By detailed service category, partner

For all economies, regions, economic groups, world

+WTO: monthly dataset

https://www.wto.org/english/res_e/statis_e/tradeserv_stat_e.htm

And where can I find FATS data?



Supply of
services



Foreign
affiliate

Published at national level: selected economies

Collected and published:

OECD.Stat (globalisation)

Eurostat on-line database (structural business stats)

WTO: FATS inward and outward sales of firms primarily engaged in services activities (+employment, number of enterprises)

In WTO's International Trade Statistics

https://www.wto.org/english/res_e/statis_e/tradeserv_stat_e.htm

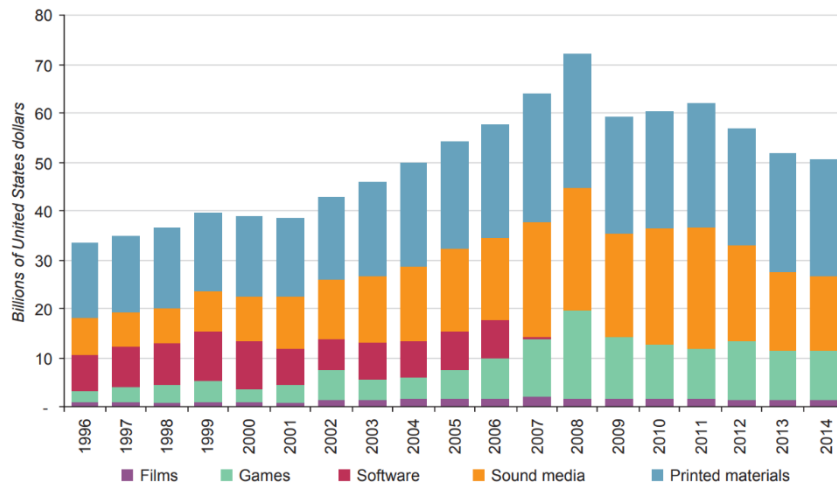
WTO Trade in Services by Modes of Supply

- Aim of this project: create and maintain an experimental dataset on international trade in services by mode of supply:
 - Based on reported data by national authorities to the extent possible
 - Complemented with estimations, as close as possible to MSITS2010 recommendations
- Possible applications:
 - Orient trade negotiating strategies => commitments under most trade agreements specified according to the four modes of supply
 - Better understand world trade developments
 - Respond to analytical questions => looking for economic mechanisms, estimating impacts (e.g. effects of RTAs, regulatory heterogeneity, etc.)

Challenges in measuring "digital services"

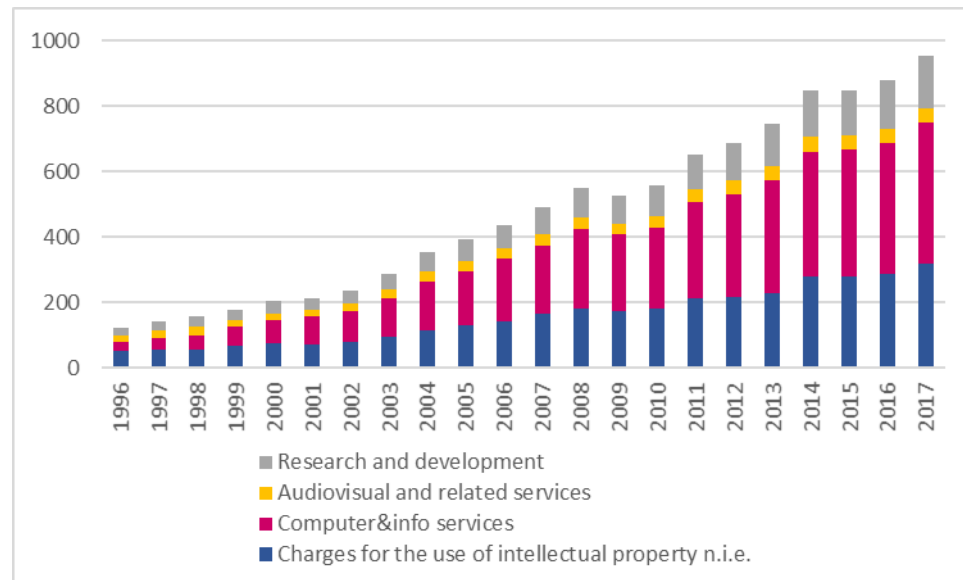
Increasing digital cross-border trade in services: an example

World exports of goods that can be digitized



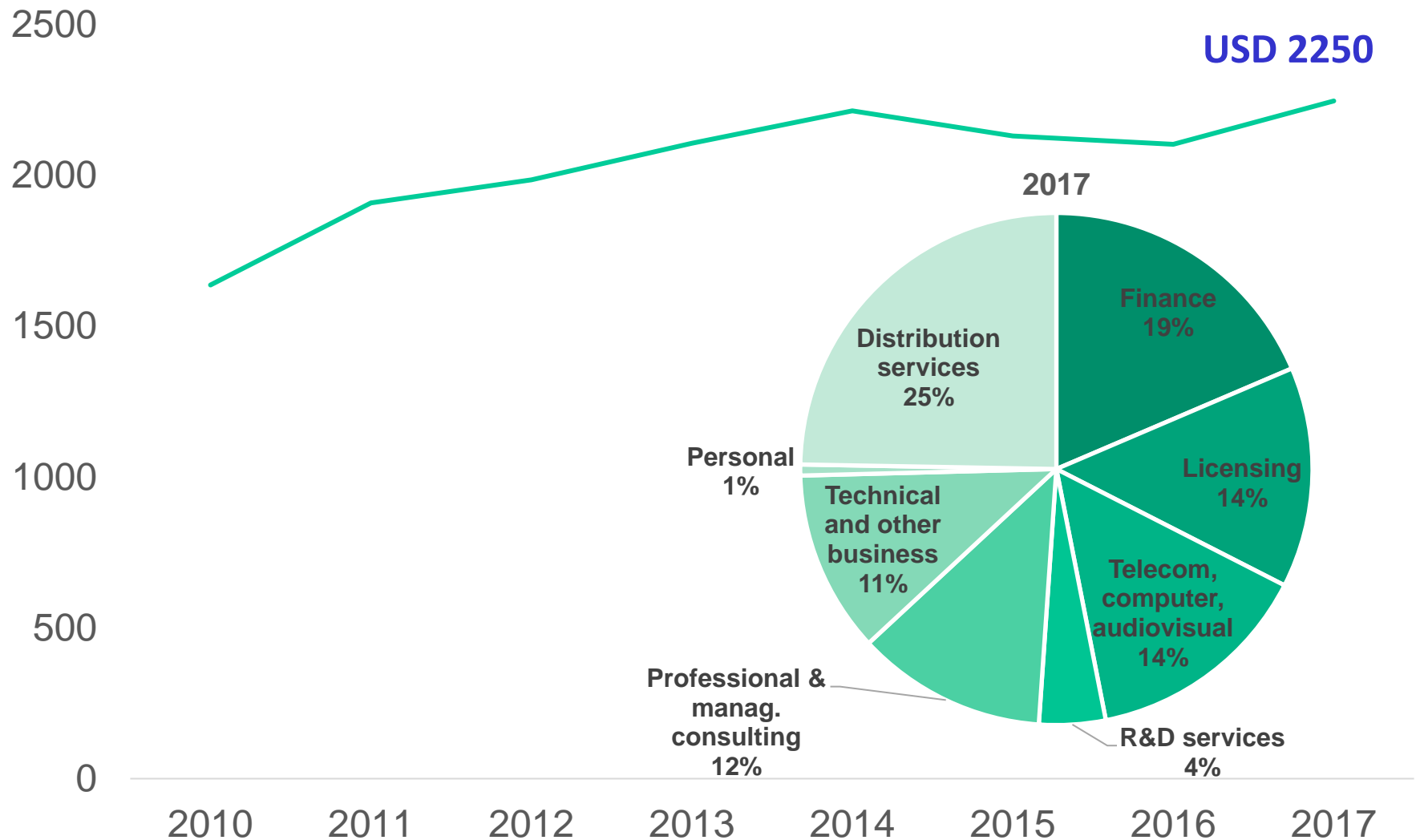
Source: ESCAP calculation using data from United Nations COMTRADE downloaded from WITS, accessed August 2016.

World services exports of computer, audiovisual and R&D



Source: Calculations based on WTO-UNCTAD-ITC trade in services dataset

World cross-border exports of services digitally delivered (billion USD)



Trade in Services by Modes of Supply dataset, WTO – World excluding intra-EU trade.

Way forward for improving data availability

Elements of a **Successful Strategy** for Improving Trade in Services Statistics




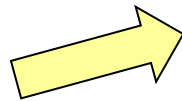
Efforts by national agencies in charge of statistics



Governments' readiness to give resources to statistics



Cooperation



Between national institutions (CBs, NSO, Ministries...)

Between international and regional institutions (i.e., APEC) in support of national initiatives



Effective technical assistance

Task Force on International Trade Statistics Capacity Building Support

WTO Training module: “Measuring Trade in Services”

http://www.wto.org/english/res_e/statistics/services_training_module_e.htm

(English, French and Spanish, see also <http://etraining.wto.org/default.asp>,
“Trade in services in WTO”, Module 10)

UNSD, WTO, EU, etc. Regional TIS Statistics Workshops

In collaboration with regional agencies (e.g. SADC)

http://www.wto.org/english/res_e/statistics/ongoing_e.htm

WTO National seminars

Awareness raising at national level (compilers and users), Upon request from developing country members or acceding

Task Force list of consultants: available on request from

WTO Economic Research and Statistics Division

Related: IMF BoP headquarter or regional courses + country missions
(trade in services is a component)

**For more information or coordination:
WTO Economic Research and Statistics Division**



Welcome to



I-TIP Services is a joint initiative of the World Trade Organization and the World Bank. It is a set of linked databases that provides information on Members' commitments under the WTO's General Agreement on Trade in Services (GATS), services commitments in regional trade agreements (RTA), applied measures in services, and services statistics.

GATS

This module contains information on Member's market access commitments and exemptions to the Most favoured Nation (MFN) obligation. It also includes the preferential market access commitments for least-developed countries granted by WTO Members under the LDC Services Waiver ([see list of notifying Members](#)). The latter feature of I-TIP was developed in cooperation with the International Trade Centre (ITC).

Regional Trade Agreements

The RTA module allows to access and search for information on commitments in regional trade agreements notified under article V of the GATS. Currently, the database covers a good proportion of services RTAs ([see list attached](#)).

Services Trade Policy Database

The Applied Services Trade Policy module provides information jointly compiled by the World Bank and the WTO on services regulatory frameworks. Currently, the database covers [31 service sectors in 76 economies](#). The information for 33 of those economies was collected in 2016-2019 through a survey conducted by the World Bank and the WTO. Information for CEFTA parties was collected in cooperation with the CEFTA Secretariat, and for Niger with ITC. The information for the remaining 43 economies was mainly sourced from the [OECD STRI regulatory database \(2016 version\)](#), thanks to the co-operation of the OECD, which is gratefully acknowledged. Links to other useful sources of information on applied services policies are also provided (e.g. WTO monitoring reports, WTO trade policy reviews).

Statistics

The Services Statistics module accompanies the GATS, RTA and Applied regimes modules by providing relevant trade in services and related statistics.

Importance of Policy Transparency

Limited knowledge on service trade policies despite economic importance

Services Trade Policy Database: Part of 'I-TIP Services'

- ▶ Repository of applied policy measures
- ▶ Set of STRI scores

Principal aims and uses:

- ▶ Transparency about frictions and costs of protectionism; building support for best regulation and policy reform
- ▶ Analyses of services trade policies
- ▶ Informing international (WTO) and regional negotiations
- ▶ Facilitation of trade in services by creating a resource for business